

Introductory sub-table (I)(a)

| | | | |
|---|--------------------------------------|--|---|
| Name of the Company: UNIWORTH SECURITIES LIMITED | | | |
| Scrip Code, Name of the scrip, class of security: 512408, UNIWORTH SECURITIES, EQUITY SHARES | | | |
| Quarter ended: 30TH JUNE, 2013 | | | |
| Partly paid-up shares:- | | | |
| | No. of partly paid-up shares | As a % of total no. of partly paid-up shares | As a % of total no. of shares of the company |
| Held by promoter/promoter group | NIL | N.A. | N.A. |
| Held by public | NIL | N.A. | N.A. |
| Total - D | NIL | N.A. | N.A. |
| Outstanding convertible securities:- | | | |
| | No. of outstanding securities | As a % of total no. of outstanding convertible securities | As a % of total no. of shares of the company, assuming full conversion of the convertible securities |
| Held by promoter/promoter group | NIL | N.A. | N.A. |
| Held by public | NIL | N.A. | N.A. |
| Total - E | NIL | N.A. | N.A. |
| Warrants:- | | | |
| | No. of warrants | As a % of total no. of warrants | As a % of total no. of shares of the company, assuming full conversion of warrants |
| Held by promoter/promoter group | NIL | N.A. | N.A. |
| Held by public | NIL | N.A. | N.A. |
| Total - F | NIL | N.A. | N.A. |
| Total paid-up capital of the company, assuming full conversion of warrants and convertible securities | | | |
| Rs.1,24,48,000 (Divided in | | 1244800 Equity Shares of Rs.10/- each) | |

FOI UNIWORTH SECURITIES LTD

Director.

Statement Showing Shareholding Pattern

| Category code | Category of Shareholder | Number of Shareholders | Table (I)(a) | | Total shareholding as a percentage of total number of shares | | Shares Pledged or otherwise encumbered | |
|---------------|--|------------------------|------------------------|--|--|----------------------------|--|------------------------|
| | | | Total number of shares | Number of shares held in dematerialized form | As a percentage of (A+B) ¹ | As a percentage of (A+B+C) | Number of shares | As a percentage |
| (I) | (II) | (III) | (IV) | (V) | (VI) | (VII) | (VIII) | (IX) = (VIII):(IV)*100 |
| (A) | Shareholding of Promoter and | | | | | | | |
| 1 | Indian | | | | | | | |
| (a) | Individuals/ Hindu Undivided Family | | | | | | | |
| | | 3 | 505800 | - | 40.63 | 40.63 | - | - |
| (b) | Central Government/ State Government(s) | | | | | | | |
| | | - | - | - | - | - | - | - |
| (c) | Bodies Corporate | 1 | 62000 | - | 4.98 | 4.98 | - | - |
| (d) | Financial Institutions/ Banks | - | - | - | - | - | - | - |
| (e) | Any Others(Specify) | | | | | | | |
| (e-i) | TRUST | 1 | 247700 | - | 19.90 | 19.90 | - | - |
| (e-ii) | | - | - | - | - | - | - | - |
| | | | | | | | | |
| | Sub Total(A)(1) | 5 | 815500 | - | 65.51 | 65.51 | - | - |
| 2 | Foreign | | | | | | | |
| a | Individuals (Non-Residents Individuals/ Foreign Individuals) | | | | | | | |
| | | - | - | - | - | - | - | - |
| b | Bodies Corporate | | | | | | | |
| | | - | - | - | - | - | - | - |
| c | Institutions | | | | | | | |
| | | - | - | - | - | - | - | - |
| d | Any Others(Specify) | | | | | | | |
| d-i | | | | | | | | |
| d-ii | | | | | | | | |
| | | | | | | | | |
| | Sub Total(A)(2) | - | - | - | - | - | - | - |
| | Total Shareholding of Promoter and | 5 | 815500 | - | 65.51 | 65.51 | - | - |
| (B) | Public shareholding | | | | | | N.A. | N.A. |
| 1 | Institutions | | | | | | | |
| (a) | Mutual Funds/ UTI | | | | | | | |
| | | - | - | - | - | - | - | - |
| (b) | Financial Institutions/ Banks | | | | | | | |
| | | - | - | - | - | - | - | - |
| (c) | Central Government/ State Government(s) | | | | | | | |
| | | - | - | - | - | - | - | - |
| (d) | Venture Capital Funds | | | | | | | |
| | | - | - | - | - | - | - | - |


FOR UNIWORTH SECURITIES LTD



Director

| | | | | | | | | |
|------------|---|----|---------|-------|--------|--------|------|------|
| (e) | Insurance Companies | - | - | - | - | - | - | - |
| (f) | Foreign Institutional Investors | - | - | - | - | - | - | - |
| (g) | Foreign Venture Capital Investors | - | - | - | - | - | - | - |
| (h) | Any Other (specify) | - | - | - | - | - | - | - |
| (h-i) | | - | - | - | - | - | - | - |
| (h-ii) | | - | - | - | - | - | - | - |
| | | | | | | | | |
| | Sub-Total (B)(1) | - | - | - | - | - | - | - |
| | | | | | | | | |
| B 2 | Non-institutions | | | | | | N.A. | N.A. |
| (a) | Bodies Corporate | 6 | 264800 | 14800 | 21.27 | 21.27 | | |
| (b) | Individuals | | | | | | | |
| I | Individuals -i. Individual shareholders holding nominal share capital up to Rs 1 lakh | 53 | 164500 | 11700 | 13.21 | 13.21 | | |
| II | ii. Individual shareholders holding nominal share capital in excess of Rs. 1 lakh. | - | - | - | - | - | | |
| (c) | Any Other (specify) | | | | | | | |
| (c-i) | | - | - | - | - | - | | |
| (c-ii) | | - | - | - | - | - | | |
| | | - | - | - | - | - | | |
| | Sub-Total (B)(2) | 59 | 429300 | 26500 | 34.49 | 34.49 | | |
| | | | | | | | | |
| (B) | Total Public Shareholding (B)= (B)(1)+(B)(2) | 59 | 429300 | 26500 | 34.49 | 34.49 | | |
| | | | | | | | | |
| | TOTAL (A)+(B) | 64 | 1244800 | 26500 | 100.00 | 100.00 | | |
| | | | | | | | | |
| (C) | Shares held by Custodians and against which Depository Receipts have been issued | | | | | | | |
| 1 | Promoter and Promoter Group | - | - | - | - | - | | |
| 2 | Public | - | - | - | - | - | | |
| | Sub-Total (C) | - | - | - | - | - | | |
| | | | | | | | | |
| | GRAND TOTAL (A)+(B)+(C) | 64 | 1244800 | 26500 | 100.00 | 100.00 | | |

COI UNIWORTH SECURITIES LTD



Director.

(I)(b) Statement showing holding of securities (including shares, warrants, convertible securities) of persons belonging to the category "Promoter and Promoter Group"

| Sr. No. | Name of the shareholder | Details of Shares held | | Encumbered shares (*) | | | Details of warrants | | Details of convertible securities | | Total shares (including underlying shares assuming full conversion of warrants and convertible securities) as a % of diluted share capital |
|----------------|----------------------------|------------------------|-----------------------------------|-----------------------|--------------------|--|-------------------------|---|---------------------------------------|---|--|
| | | Number of shares held | As a % of grand total (A)+(B)+(C) | No. | As a percentage | As a % of grand total (A)+(B)+(C) of sub-clause (I)(a) | Number of warrants held | As a % total number of warrants of the same class | Number of convertible securities held | As a % total number of convertible securities of the same class | |
| (I) | (II) | (III) | (IV) | (V) | (VI)=(V)/(III)*100 | (VII) | (VIII) | (IX) | (X) | (XI) | (XII) |
| 1 | MEENA LOHIA | 321300 | 25.81 | - | - | - | - | - | - | - | - |
| 2 | AMAN LOHIA | 138500 | 11.13 | - | - | - | - | - | - | - | - |
| 3 | MEGHA LOHIA | 46000 | 3.70 | - | - | - | - | - | - | - | - |
| 4 | LOHIA TRUST | 247700 | 19.90 | - | - | - | - | - | - | - | - |
| 5 | UNI WORTH PROJECTS LIMITED | 62000 | 4.98 | - | - | - | - | - | - | - | - |
| TOTAL | | 815500 | 65.51 | - | - | - | - | - | - | - | () |

(*) The term "encumbrance" has the same meaning as assigned to it in regulation 28(3) of the SAST Regulations, 2011

FOR UNI WORTH SECURITIES LTD


Director.

| Sr. No. | Name of the shareholder | Number of shares held | Shares as a percentage of total number of shares {i.e., Grand Total (A)+(B)+(C) indicated in Statement at para (I)(a) above} | Details of warrants | | Details of convertible securities | | Total shares (including underlying shares assuming full conversion of warrants and convertible securities) as a % of diluted share capital |
|--------------|---------------------------------------|-----------------------|--|-------------------------|---|---------------------------------------|--|--|
| | | | | Number of warrants held | As a % total number of warrants of the same class | Number of convertible securities held | % w.r.t total number of convertible securities of the same class | |
| 1 | B. L. JAIN | 20000 | 1.61 | - | - | - | - | - |
| 2 | R. B. PROPERTIES PVT. LTD. | 83500 | 6.71 | | | | | |
| 3 | TOUCHSTONE HOUSING PROJECTS PVT. LTD. | 77500 | 6.23 | | | | | |
| 4 | VIKRAM BUILDCON PVT. LTD. | 84000 | 6.75 | | | | | |
| 5 | DHANRASHI VINIMAY PVT. LTD. | 14700 | 1.18 | | | | | |
| | | | | | | | | |
| TOTAL | | 103500 | 22.47 | - | - | - | - | - |

FOI UNIWORTH SECURITIES LTD




Director.

(I)(c)(ii) Statement showing holding of securities (including shares, warrants, convertible securities) of persons (together with PAC) belonging to the category "Public" and holding more than 5% of the total number of shares of the company

| Sr. No. | Name(s) of the shareholder(s) and the Persons Acting in Concert (PAC) with them | Number of shares | Shares as a percentage of total number of shares {i.e., Grand Total (A)+(B)+(C) indicated in Statement at para (I)(a) above} | Details of warrants | | Details of convertible securities | | Total shares (including underlying shares assuming full conversion of warrants and convertible securities) as a % of diluted share capital |
|--------------|---|------------------|--|---------------------|---|---------------------------------------|--|--|
| | | | | Number of warrants | As a % total number of warrants of the same class | Number of convertible securities held | % w.r.t total number of convertible securities of the same class | |
| 1 | R. B. PROPERTIES PVT. LTD. | 83500 | 6.71 | | | | | |
| 2 | TOUCHSTONE HOUSING PROJECTS PVT. LTD. | 77500 | 6.23 | | | | | |
| 3 | VIKRAM BUILDCON PVT. LTD. | 84000 | 6.75 | - | - | - | - | - |
| TOTAL | | 245000 | 19.68 | - | - | - | - | - |

FOR UNIWORTH SECURITIES LTD




Director.

(I)(d) Statement showing details of locked-in shares

| Sr. No. | Name of the shareholder | Number of locked-in shares | Locked-in shares as a percentage of total number of shares {i.e., Grand Total (A)+(B)+(C) indicated in Statement at para (I)(a) above} |
|---------|-------------------------|----------------------------|--|
| 1 | N.A. | - | - |
| | | | |
| | TOTAL | - | - |


FOI UNIWORTH SECURITIES LTD


Director

(II)(a) Statement showing details of Depository Receipts (DRs)

| Sr. No. | Type of outstanding DR (ADRs, GDRs, SDRs, etc.) | Number of outstanding DRs | Number of shares underlying outstanding DRs | Shares underlying outstanding DRs as a percentage of total number of shares {i.e., Grand Total (A)+(B)+(C) indicated in Statement at para (I)(a) above} |
|--------------|--|------------------------------|--|--|
| 1 | N.A. | - | - | - |
| | | | | |
| | | | | |
| TOTAL | | - | - | - |

FOI UNWORTH SECURITIES LTD


Director

(II)(b) Statement showing holding of Depository Receipts (DRs), where underlying shares held by "promoter/promoter group" are in excess of 1% of the total number of shares

| Sr. No. | Name of the DR Holder | Type of outstanding DR (ADRs, GDRs, SDRs, etc.) | Number of shares underlying outstanding DRs | Shares underlying outstanding DRs as a percentage of total number of shares {i.e., Grand Total (A)+(B)+(C) indicated in Statement at para (I)(a) above} |
|---------|-----------------------|---|---|---|
| 1 | N.A. | - | - | - |
| | | | | |
| | | | | |
| TOTAL | | - | - | - |

OF UNIWORTH SECURITIES LTD


Director.