


## Introductory sub-table (I)(a)

Name of the Company: UNIWORTH SECURITIES LIMITED			
Scrip Code, Name of the scrip, class of security: 512408, UNIWORTH SECURITIES, EQUITY SHARES			
Quarter ended: 31ST MARCH, 2013			
<b>Partly paid-up shares:-</b>			
	<b>No. of partly paid-up shares</b>	<b>As a % of total no. of partly paid-up shares</b>	<b>As a % of total no. of shares of the company</b>
Held by promoter/promoter group	NIL	N.A.	N.A.
Held by public	NIL	N.A.	N.A.
<b>Total - D</b>	NIL	N.A.	N.A.
<b>Outstanding convertible securities:-</b>			
	<b>No. of outstanding securities</b>	<b>As a % of total no. of outstanding convertible securities</b>	<b>As a % of total no. of shares of the company, assuming full conversion of the convertible securities</b>
Held by promoter/promoter group	NIL	N.A.	N.A.
Held by public	NIL	N.A.	N.A.
<b>Total - E</b>	NIL	N.A.	N.A.
<b>Warrants:-</b>			
	<b>No. of warrants</b>	<b>As a % of total no. of warrants</b>	<b>As a % of total no. of shares of the company, assuming full conversion of warrants</b>
Held by promoter/promoter group	NIL	N.A.	N.A.
Held by public	NIL	N.A.	N.A.
<b>Total - F</b>	NIL	N.A.	N.A.
Total paid-up capital of the company, assuming full conversion of warrants and convertible securities			
Rs.1,24,48,000 (Divided into 1244800 Equity Shares of Rs.10/- each)			

FOR UNIWORTH SECURITIES LIMITED  
  
 Director.

**Statement showing Shareholding Pattern**

		Table (I)(a)			Total shareholding as a percentage of total number of shares		Shares Pledged or otherwise encumbered	
Category code	Category of Shareholder	Number of Shareholders	Total number of shares	Number of shares held in dematerialized form	As a percentage of (A+B) <sup>1</sup>	As a percentage of (A+B+C)	Number of shares	As a percentage
(I)	(II)	(III)	(IV)	(V)	(VI)	(VII)	(VIII)	(IX)= (VIII)/(IV)*100
(A)	<b>Shareholding of Promoter and Promoter</b>							
1	<b>Indian</b>							
(a)	Individuals/ Hindu Undivided Family	3	505800	-	40.63	40.63	-	-
(b)	Central Government/ State Government(s)	-	-	-	-	-	-	-
(c)	Bodies Corporate	1	62000	-	4.98	4.98	-	-
(d)	Financial Institutions/ Banks	-	-	-	-	-	-	-
(e)	Any Others(Specify)							
(e-i)	TRUST	1	247700	-	19.90	19.90	-	-
(e-ii)		-	-	-	-	-	-	-
	<b>Sub Total(A)(1)</b>	<b>5</b>	<b>815500</b>	<b>-</b>	<b>65.51</b>	<b>65.51</b>	<b>-</b>	<b>-</b>
2	<b>Foreign</b>							
a	Individuals (Non-Residents Individuals/ Foreign Individuals)	-	-	-	-	-	-	-
b	Bodies Corporate	-	-	-	-	-	-	-
c	Institutions	-	-	-	-	-	-	-
d	Any Others(Specify)							
d-i		-	-	-	-	-	-	-
d-ii		-	-	-	-	-	-	-
	<b>Sub Total(A)(2)</b>	<b>-</b>	<b>-</b>	<b>-</b>	<b>-</b>	<b>-</b>	<b>-</b>	<b>-</b>
	<b>Total Shareholding of Promoter and</b>	<b>5</b>	<b>815500</b>	<b>0</b>	<b>65.51</b>	<b>65.51</b>	<b>-</b>	<b>-</b>

for UNIWORTH SECURITIES LIMITED

*[Signature]*  
Director.

(a)	Mutual Funds/ UTI	-	-	-	-	-		
(b)	Financial Institutions Banks	-	-	-	-	-		
(c)	Central Government/ State Government(s)	-	-	-	-	-		
(d)	Venture Capital Funds	-	-	-	-	-		
(e)	Insurance Companies	-	-	-	-	-		
(f)	Foreign Institutional Investors	-	-	-	-	-		
(g)	Foreign Venture Capital Investors	-	-	-	-	-		
(h)	Any Other (specify)							
(h-i)		-	-	-	-	-		
(h-ii)		-	-	-	-	-		
	<b>Sub-Total (B)(1)</b>	-	-	-	-	-		
<b>B 2</b>	<b>Non-institutions</b>						N.A.	N.A.
(a)	Bodies Corporate	6	264800	14800	21.27	21.27		
(b)	Individuals							
I	Individuals -i. Individual shareholders holding nominal share capital up to Rs 1 lakh	53	164500	11700	13.21	13.21		
II	ii. Individual shareholders holding nominal share capital in excess of Rs. 1 lakh.	-	-	-	-	-		
(c)	Any Other (specify)							
(c-i)		-	-	-	-	-		
(c-ii)		-	-	-	-	-		
		-	-	-	-	-		
		-	-	-	-	-		
	<b>Sub-Total (B)(2)</b>	<b>59</b>	<b>429300</b>	<b>26500</b>	<b>34.49</b>	<b>34.49</b>		
(B)	<b>Total Public Shareholding (B)= (B)(1)+(B)(2)</b>	<b>59</b>	<b>429300</b>	<b>26500</b>	<b>34.49</b>	<b>34.49</b>		
	<b>TOTAL (A)+(B)</b>	<b>64</b>	<b>1244800</b>	<b>26500</b>	<b>100.00</b>	<b>100.00</b>		
(C)	<b>Shares held by Custodians and against which Depository Receipts have been issued</b>							
1	Promoter and Promoter Group	-	-	-	-	-		
2	Public	-	-	-	-	-		
	<b>Sub-Total (C)</b>	<b>-</b>	<b>-</b>	<b>-</b>	<b>-</b>	<b>-</b>		
	<b>GRAND TOTAL (A)+(B)+(C)</b>	<b>64</b>	<b>1244800</b>	<b>26500</b>	<b>100.00</b>	<b>100.00</b>		

for UNIWORTH SECURITIES LIMITED

Director.

(I)(b) Statement showing holding of securities (including shares, warrants, convertible securities) of persons belonging to the category "Promoter and Promoter Group"

Sr. No.	Name of the shareholder	Details of Shares held		Encumbered shares (*)			Details of warrants		Details of convertible securities		Total shares (including underlying shares assuming full conversion of warrants and convertible securities) as a % of diluted share capital
		Number of shares held	As a % of grand total (A)+(B)+(C)	No.	As a percentage	As a % of grand total (A)+(B)+(C) of sub-clause (I)(a)	Number of warrants held	As a % total number of warrants of the same class	Number of convertible securities held	As a % total number of convertible securities of the same class	
(I)	(II)	(III)	(IV)	(V)	(VI)=(V)/(III)*100	(VII)	(VIII)	(IX)	(X)	(XI)	(XII)
6	MEENA LOHIA	321300	25.81	-	-	-	-	-	-	-	-
7	AMAN LOHIA	138500	11.13	-	-	-	-	-	-	-	-
10	MEGHA LOHIA	46000	3.70	-	-	-	-	-	-	-	-
11	LOHIA TRUST	247700	19.90	-	-	-	-	-	-	-	-
12	UNI WORTH PROJECTS LIMITED	62000	4.98	-	-	-	-	-	-	-	-
<b>TOTAL</b>		<b>815500</b>	<b>65.51</b>	<b>-</b>	<b>-</b>	<b>-</b>	<b>-</b>	<b>-</b>	<b>-</b>	<b>-</b>	<b>0</b>

(\*) The term "encumbrance" has the same meaning as assigned to it in regulation 28(3) of the SAST Regulations, 2011


**For UNI WORTH SECURITIES LIMITED**

  
**Director.**

(I)(c)(i) Statement showing holding of securities (including shares, warrants, convertible securities) of persons belonging to the category "Public" and holding more than 1% of the total number of shares

Sr. No.	Name of the shareholder	Number of shares held	Shares as a percentage of total number of shares {i.e., Grand Total (A)+(B)+(C) indicated in Statement at para (I)(a) above}	Details of warrants		Details of convertible securities		Total shares (including underlying shares assuming full conversion of warrants and convertible securities) as a % of diluted share capital
				Number of warrants held	As a % total number of warrants of the same class	Number of convertible securities held	% w.r.t total number of convertible securities of the same class	
1	B. L. JAIN	20000	1.61	-	-	-	-	-
2	R. B. PROPERTIES PVT. LTD.	83500	6.71					
3	TOUCHSTONE HOUSING PROJECTS PVT. LTD.	77500	6.23					
4	VIKRAM BUILDCON PVT. LTD.	84000	6.75					
5	DHANRASHI VINIMAY PVT. LTD.	14700	1.18					
<b>TOTAL</b>		<b>103500</b>	<b>22.47</b>	-	-	-	-	-


FOR UNIWORTH SECURITIES LIMITED

  
Director.

**(I)(c)(ii) Statement showing holding of securities (including shares, warrants, convertible securities) of persons (together with PAC) belonging to the category “Public” and holding more than 5% of the total number of shares of the company**

Sr. No.	Name(s) of the shareholder(s) and the Persons Acting in Concert (PAC) with them	Number of shares	Shares as a percentage of total number of shares {i.e., Grand Total (A)+(B)+(C) indicated in Statement at para (I)(a) above}	Details of warrants		Details of convertible securities		Total shares (including underlying shares assuming full conversion of warrants and convertible securities) as a % of diluted share capital
				Number of warrants	As a % total number of warrants of the same class	Number of convertible securities held	% w.r.t total number of convertible securities of the same class	
1	R. B. PROPERTIES PVT. LTD.	83500	6.71					
2	TOUCHSTONE HOUSING PROJECTS PVT. LTD.	77500	6.23					
3	VIKRAM BUILDCON PVT. LTD.	84000	6.75	-	-	-	-	-
<b>TOTAL</b>		<b>245000</b>	<b>19.68</b>	<b>-</b>	<b>-</b>	<b>-</b>	<b>-</b>	<b>-</b>


**For UNIWORTH SECURITIES LIMITED**

  
**Director.**

(I)(d) Statement showing details of locked-in shares

Sr. No.	Name of the shareholder	Number of locked-in shares	Locked-in shares as a percentage of total number of shares {i.e., Grand Total (A)+(B)+(C) indicated in Statement at para (I)(a) above}
1	N.A.	-	-
	TOTAL	-	-


For UNIWORTH SECURITIES LIMITED



Director.

(II)(a) Statement showing details of Depository Receipts (DRs)

Sr. No.	Type of outstanding DR (ADRs, GDRs, SDRs, etc.)	Number of outstanding DRs	Number of shares underlying outstanding DRs	Shares underlying outstanding DRs as a percentage of total number of shares {i.e., Grand Total (A)+(B)+(C) indicated in Statement at para (I)(a) above}
1	N.A.	-	-	-
<b>TOTAL</b>		-	-	-


For UNIWORTH SECURITIES LIMITED  
  
**Director.**



(II)(b) Statement showing holding of Depository Receipts (DRs), where underlying shares held by "promoter/promoter group" are in excess of 1% of the total number of shares

Sr. No.	Name of the DR Holder	Type of outstanding DR (ADRs, GDRs, SDRs, etc.)	Number of shares underlying outstanding DRs	Shares underlying outstanding DRs as a percentage of total number of shares {i.e., Grand Total (A)+(B)+(C) indicated in Statement at para (I)(a) above}
1	N.A.	-	-	-
<b>TOTAL</b>		-	-	-

OF UNIWORTH SECURITIES LIMITED

  
Director.